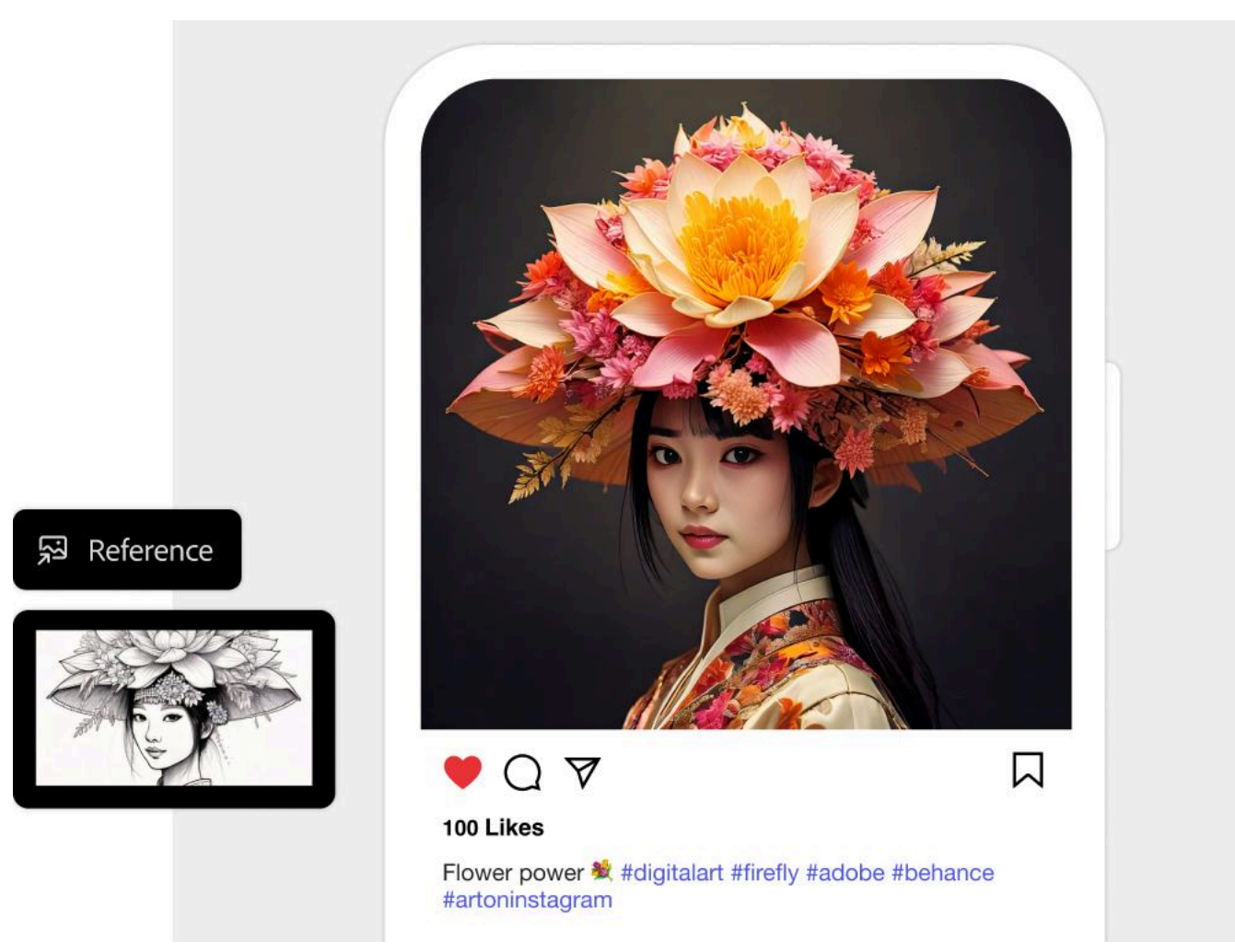


## Explore the graphic generation tools in Firefly.

As an art generator, Firefly can help you ideate faster and spend less time on tedious tasks. With Text to Image and Image to Image, you can create endless high-quality design options.




Create gorgeous designs with the AI graphic design generator.

Generate images for social media graphics, web visuals, or other marketing assets. Whether you're a professional designer, business owner, blogger, or student, you can create anything you can imagine with Firefly.

Bring your ideas to life quickly and easily.

With nothing but a text description, you can generate four image options. If you like one, you can see more like it by clicking the Show Similar button. If your results aren't quite what you're looking for, you can quickly revise your prompt and generate new results.

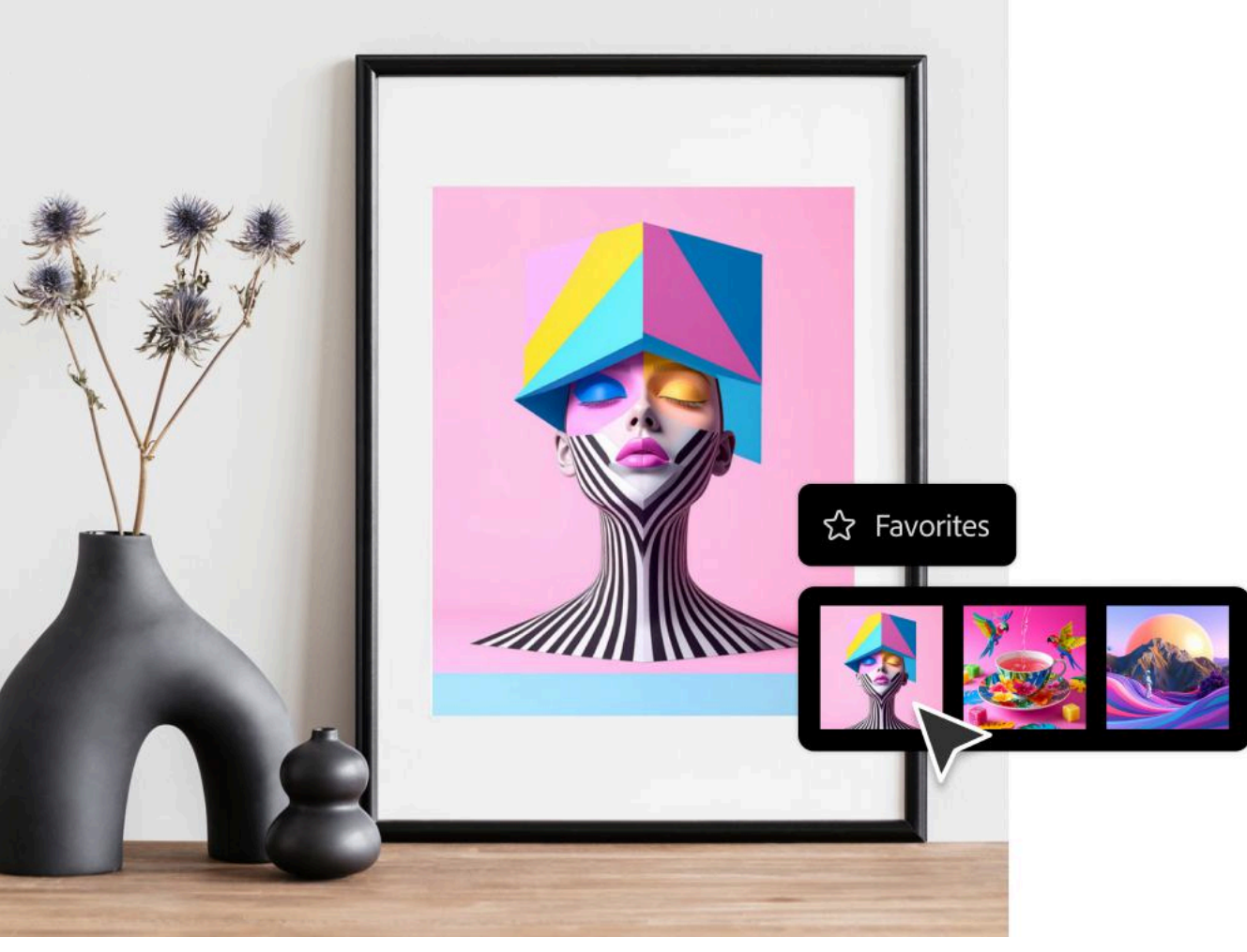


## Customize your AI designs.

Play with different color schemes, effects, art movements, materials, and more until you find the combination that matches your creative vision. Or take your image into the [Generative Fill](#) workspace to add or remove design elements.

Take your graphic designs anywhere.

Download your favorite generated images and use them on the web, in social media, as headers for blog posts, and anywhere else that could benefit from a striking image.



## How to generate AI graphic designs with Firefly.

Easily generate your own images following these quick steps in the online AI image generator.

- 1 **Log in to Adobe Firefly.**  
Go to the Image section of the web app and select [Text to Image](#).
- 2 **Write text prompt.**  
Type a description of what you want to see in the prompt field. Start with five words or more, such as "Distant galaxy teeming with colorful nebulae, twinkling stars." Add more descriptive words for better results.
- 3 **Generate your image.**  
Click Generate and watch as the Firefly-powered results appear in a few seconds. If you're going for a specific style or composition, upload reference images and generate your image again.
- 4 **Refine, edit, regenerate.**  
Edit your newly generated image further in Adobe Express and turn them into stunning social posts, images, videos, flyers, and more.

Start generating AI designs.

Find out what you can do with the AI graphic design generator free in Firefly. [Try now](#)

## Discover even more features.

- 
- AI image generator
- AI video generator
- Translate video
- Translate audio
- AI character generator
- Image to image
- Image to video
- AI art generator
- AI portrait generator
- AI drawing generator
- AI graffiti generator

**Questions? We have answers.**

## How can AI help graphic designers?

AI can significantly assist graphic designers by helping them save time, boost creativity, and streamline their workflows. Here are some key ways AI supports graphic designers:

- Automation of repetitive tasks
- Idea generation and inspiration
- Personalization at scale
- Design suggestions and assistance
- Enhanced user experience design
- Image enhancement and restoration
- Real-time collaboration and feedback

### Will I own the AI graphic designs I make?

Yes, you retain full ownership of the graphics you create using Adobe Firefly, including all copyrights and commercial rights. Adobe does not claim ownership over content you generate with Firefly. This policy is clearly outlined in the Adobe General Terms of Use and is reinforced through our commitment to creators.

### How should I describe designs when using an AI art generator?

To effectively describe a design when using Adobe Firefly, you need to write a clear, specific, and detailed prompt. Visit the Adobe Help Center for [text prompt writing tips](#) and examples to help you create the best prompts.

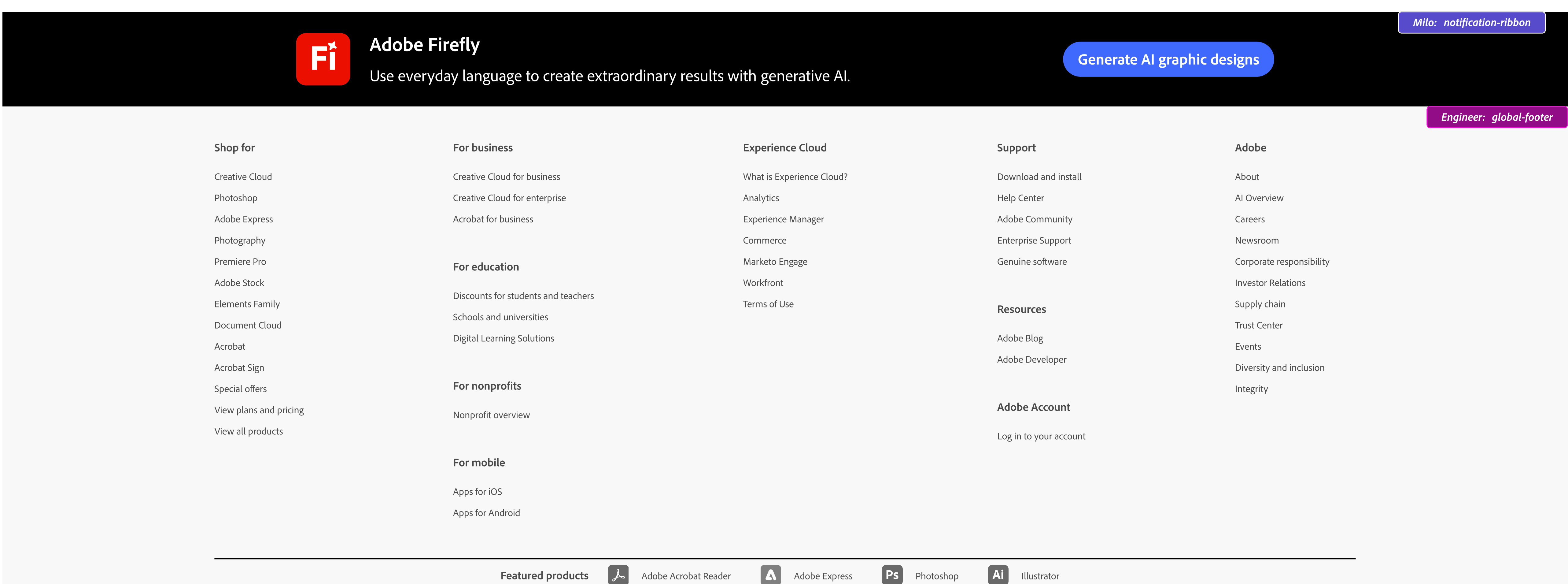
### How many AI designs I can generate?

The number of AI-generated designs you can create with Firefly depends on your subscription plan. See [Adobe Firefly plans](#) here.




### Can I use my generated images for commercial design projects?

Yes, you can use Adobe Firefly Text to Image features to create designs for commercial projects, provided you adhere to [Adobe user guidelines](#) and the content is produced using the commercially released version of Firefly. All Firefly tools are designed to be safe for commercial use, as they are trained on Adobe Stock, licensed content, and public domain materials.

## Share this article







Fi Adobe Firefly

Create graffiti art with an online graffiti generator.





Transform your ideas into vibrant street-style art with Firefly. Customize quickly and easily, and use anywhere.

Image

Describe the image you want to generate

Generate

Generative AI User Guidelines



AEM/Milo: zpn-std-md

## Choose your graffiti generation tools.

With [Text to Image](#) generative AI and your text prompt, you can turn a word or phrase into graffiti art in whatever style you choose. Or start with a reference image and use [Image to Image](#) to match its style.



### Create with a fast and easy-to-use graffiti generator.

Add a text prompt or image and quickly generate several graffiti art options. Try new prompt variations to see different results.

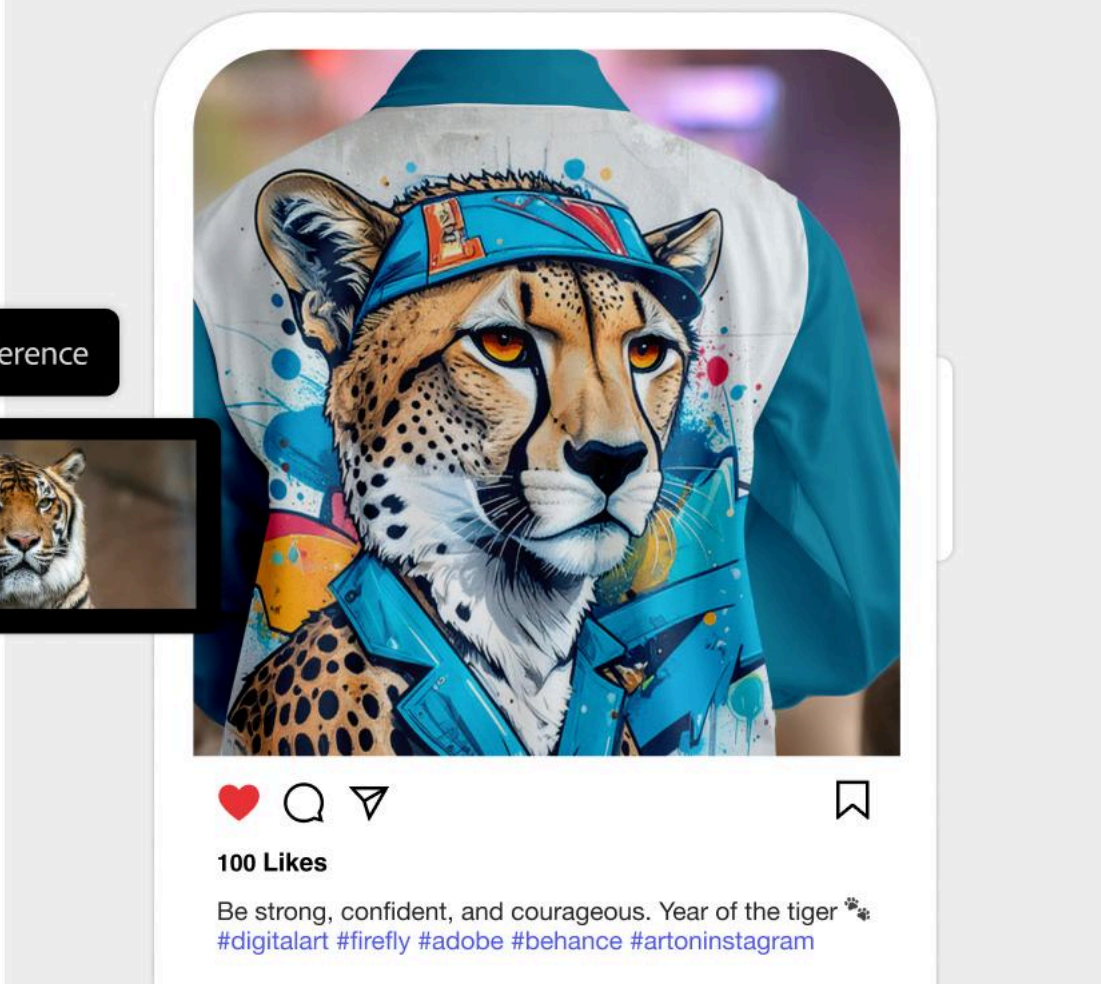
### Customize your graffiti art.

Choose color and tone. Experiment with effects, art movements, techniques, materials, and more.



### Take your graffiti art anywhere.

Download your favorite images and share them on social media or use them to add bold imagery to posters, presentations, and reports.



Milo: lf-seo-para-nmb

## How to generate graffiti designs with Firefly.

With Firefly as your AI graffiti generator, you can create your own graffiti images in a few quick steps.

- Log in to Adobe Firefly.**  
Go to the Image section of the web app and select [Text to Image](#).
- Write a text prompt.**  
Type a description of what you want to see in the prompt field. Start with 5 words or more, including the word "graffiti." More descriptive words produce better results.
- Optional: Upload a reference image.**  
Add a reference image to guide the structure and composition of your graffiti art. Go to the panel on the left, and select Upload Image in the Reference section.
- Generate your image.**  
Click Generate and watch as the Firefly-powered results quickly appear.
- Refine, edit, and regenerate.**  
Edit your newly generated images further in Adobe Express and turn them into eye-catching social posts, videos, flyers, and more.

Milo: lf-seo-para-std

## Start generating graffiti designs.

Explore endless possibilities with the AI graffiti generator free in Firefly. [Try now](#)

Milo: asd-std-sm-ctr

## Discover even more features.

- AI image generator
- AI video generator
- AI character generator
- Image to image
- Sketch to image
- AI art generator
- AI graphic design generator

Milo: txt-gr8

## Questions? We have answers.

Milo: acd-bsc-gr12

How does the graffiti generator work?

The Text to Image function in the Firefly web app can be used as an AI graffiti generator to produce graffiti-style artwork. This tool is particularly useful for designers, artists, and marketers looking to incorporate stylized street-style art aesthetics into their projects.

Can I customize the graffiti art?

Yes, you can customize Adobe Firefly graffiti art, both before and after the image is generated. You can adjust settings, prompts, and upload a Reference Image to inform the look of the artwork before you generate it, and you can continue to edit the image after generation using tools such as Generative Fill.

What type of content can I create with this tool?

When using Adobe Firefly as an AI graffiti generator, you can create a wide range of stylized, graffiti-inspired visual content that fits both personal and professional design needs.

Is the AI graffiti generator free to use?

Yes, you can use Firefly to generate graffiti-style artwork for free, but the free plan comes with certain limitations. [Learn more about Adobe Firefly plans here.](#)

Can I use the graffiti art I generate commercially?

Yes, you can use the Adobe Firefly Text to Image feature for commercial graffiti art, provided you adhere to [Adobe user guidelines](#) and produce the content with the commercially released version of Firefly. All Firefly tools are designed to be safe for commercial use, as they are trained on Adobe Stock, licensed content, and public domain materials.

Do I need any design skills to use this tool?

Adobe Firefly is built to be user-friendly and intuitive, making it accessible for beginners as well as professionals. Even if you're just starting out, you can create something incredible with Firefly. Explore prompts and settings to discover your own unique style.

Can I download my graffiti art?

Yes, you can download your graffiti art created with Firefly. There are several methods to save and manage your generated images:

- Downloading images locally
- Saving to Creative Cloud Libraries
- Additional options:
  - Copy image
  - Save to favorites
  - Copy link to image

Can I save and edit my designs later?

Yes, you can save and edit your Adobe Firefly Text to Image designs later, including in Adobe [Photoshop](#) and other Creative Cloud applications.

**Saving your Firefly designs**  
To ensure you can access and edit your designs later:

- Save to Creative Cloud Libraries: After generating your image in Firefly, click the Share button and select Save to library. Choose an existing library or create a new one. This method allows you to access your image across different devices and applications, including Photoshop.
- Favorite the image: Click the star icon on the image to save it to your favorites. This saves the image along with the prompt, styles, and reference images used, enabling you to regenerate or iterate on the design later. Note that favorites are accessible only from the same browser and device.
- Download the image: Click the download button to save the image locally on your device. Keep in mind that this method does not save the prompt or styles, so you won't be able to regenerate the exact image later.

**Editing your designs later**  
Open in Photoshop: Once your image is saved to Creative Cloud, open Photoshop and access the library where the image is stored. You can then open the image in Photoshop for further editing.

Use [Generative Fill](#): In Firefly, select your image and click the Edit icon. Choose Generative Fill to add new content, replace the background, or remove unwanted parts of the image. Note that once an image is edited using Generative Fill, you cannot return to the original Text to Image generator with the same settings.

Milo: txt-gr8

## Share this article

AEM/Milo: logo-glyr



Fi Adobe Firefly

Use everyday language to create extraordinary results with generative AI.

Generate graffiti art

Shop for

Creative Cloud

Photoshop

Adobe Express

Photography

Premiere Pro

Adobe Stock

Elements Family

Document Cloud

Acrobat

Acrobat Sign

Special offers

View plans and pricing

View all products

For business

Creative Cloud for business

Creative Cloud for enterprise

Acrobat for business

For education

Discounts for students and teachers

Schools and universities

Digital Learning Solutions

For nonprofits

Nonprofit overview

For mobile

Apps for iOS

Apps for Android

Experience Cloud

What is Experience Cloud?

Analytics

Experience Manager

Commerce

Marketo Engage

Workfront

Terms of Use

Support

Download and install

Help Center

Adobe Community

Enterprise Support

Genuine software

Resources

Adobe Blog

Adobe Developer

Adobe Account

Log in to your account

Adobe

About

AI Overview

Careers

Newsroom

Corporate responsibility

Investor Relations

Supply chain

Trust Center

Events

Diversity and Inclusion

Integrity

Featured products

Adobe Acrobat Reader

Adobe Express

Photoshop

Illustrator

Engineer: global-footer

Change region

Facebook

Instagram

Twitter

LinkedIn

Copyright © 2025 Adobe. All rights reserved. / [Privacy](#) / [Terms of Use](#) / [Cookie preferences](#) / Do not sell my personal information / [D](#) [A](#) [C](#) [H](#) [O](#) [S](#)