

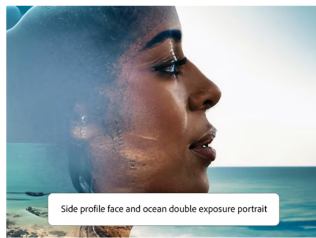
Create pictures from descriptions with Text to Image.

Do you dream of seeing a long-haired dachshund with flowing rainbow hair? Or flowers growing out of concrete in a lost city? Whatever you imagine, if you can describe it, you can create it fast using Text to Image in Adobe Firefly.

[Try Text to Image](#)


Explore the Text to Image possibilities.

Check out these stunning Firefly images and the text prompts that generated them. Then start dreaming up your own prompts.



Side profile face and ocean double exposure portrait



Castle in the middle of the desert sunset rolling sands



Fish swimming in a coral reef

Discover the magic of Firefly Text to Image.

When used as an [AI art generator](#), Firefly makes creative exploration easier and faster for everyone. Use Text to Image to experiment with your wildest ideas, find new sources of inspiration, or create eye-catching content in just a few words.

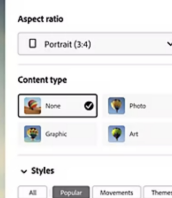


Creative design solutions for all.


Non-designers can stretch their creativity (and powers of description) with prompts that will give them results in seconds. Designers can explore new ideas and follow their inspiration wherever it leads — without spending hours on the exercise.

More options for custom results.

Firefly is so much more than a basic text to image AI generator because it enables you to generate images according to your specific needs. You can easily change



aspect ratio, style, color, lighting, and more until you find the right look.

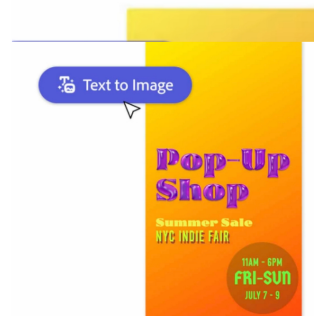


Quick content when you need it.

Text to Image is fast and easy to use. Every prompt generates four suggestions. If you like one, you can click the Show Similar button to generate more images like it. You can also move quickly into the Generative Fill workspace to add or subtract specific elements.

Use Text to Image in Adobe Express.

You can use Firefly on its own, but you can use Text to Image in [Adobe Express](#) too. Just start typing in the Text to Image text box in Adobe Express to generate a new image to use in a flyer, social post, banner, Reel, or TikTok.



How to use Text to Image in Firefly.

Easily generate your own images following these quick steps.

1 Open Firefly.

Go to [Firefly.adobe.com](https://firefly.adobe.com) and sign into your Adobe account. If you don't have one, you can quickly create a free account. Once you're logged in, choose the [Text to Image](#) option on the homepage to open the workspace.

2 Write a text prompt.

Type a description of what you want to see in the prompt field. Get specific. For example, "Colorful tropical paradise jungle with golden lily pads and pink flowers and fireflies, vibrant colors, graffiti." (For inspiration, scroll over any of the images on the page and read the prompts that generated them.)

3 Generate your image.

When you're satisfied with your prompt, click Generate. The results will appear in a few seconds. If you like one or more of the four images Firefly generates, use the buttons in the upper right of each image to download as a JPEG or save to Favorites. (You can find all your Favorites in the top menu of the Firefly home page.)

4 Refine, revise, and regenerate.

Play with settings to explore different variations. In the panel on the right, you can adjust everything from aspect ratio to content type to camera angle. And if you'd like, you can add more detail to your text prompt to generate completely new images. Just be sure to save any images you like before you create new ones.

(When you use Firefly, you get access to a set number of generative credits. Find out more about generative

(When you use Firefly, you get access to a set number of generative credits. Find out more about [generative credits](#).)

[Gets tips for writing text prompts](#)

Create more with more generative AI tools.

Turning text descriptions into amazing images isn't all Firefly can do. Learn more about [generative AI](#) at Adobe and experiment with other features like Generative Fill, Text Effects, and Generative Recolor, all available in your browser.

[Explore Firefly](#)

Questions? We have answers.

- > [What is text to image in AI?](#)
- > [How does text to image work?](#)
- > [What makes an amazing AI text to image generator?](#)

Share this article



Dream Bigger with Adobe Firefly.

Imagine, experiment, and create with generative AI in the Firefly web app. New to Creative Cloud, now available for commercial use.

[Learn more](#)

You may also like



[Text Effects Generator](#)



[AI Painting Generator](#)



[AI Art Generator](#)



[AI Prompts](#)

Shop for

[Creative Cloud](#)
[Photoshop](#)
[Adobe Express](#)

For business

[Creative Cloud for business](#)
[Creative Cloud for enterprise](#)
[Acrobat for business](#)

Experience Cloud

[What is Experience Cloud?](#)
[Analytics](#)
[Experience Manager](#)

Support

[Download and install](#)
[Help Center](#)
[Adobe Support Community](#)

Adobe

[About](#)
[Careers](#)
[Newsroom](#)

